



जहाँ है हरियाली
वहाँ है खुशहाली



“ग्रीन इंडिया मिशन : जलवायु परिवर्तन का सामना करने, वनों के संवर्धन, स्थानीय समुदायों के सशक्तिकरण एवं पारितंत्र सेवाओं के विकास की रणनीति”

राज्य स्तरीय संचालन समिति की चतुर्थ बैठक
दिनांक 16.03.2022

राज्य स्तरीय संचालन समिति की चतुर्थ बैठक

एजेंडा विवरण

1. विगत बैठक दिनांक 27-05-2021 में लिये गये निर्णयों का पालन प्रतिवेदन।
2. वर्ष 2021-22 में कराये गये कार्यों का प्रगति प्रतिवेदन।
3. ग्रीन इंडिया मिशन हेतु निर्धारित लक्ष्य व प्रगति समीक्षा।
4. वर्ष 2022-23 हेतु ए.पी.ओ. का अनुमोदन।

एजेंडा क्रमांक 01

विगत बैठक दिनांक 27-05-2021 में लिये गये निर्णयों का पालन प्रतिवेदन

| क्रं | राज्य स्तरीय संचालन समिति द्वारा लिये गये निर्णयों का विवरण | की गई कार्यवाही/अपेक्षित कार्यवाही |
|------|---|------------------------------------|
| 1 | विगत बैठक दिनांक 27/05/2021 में लिये गये निर्णयों का पालन प्रतिवेदन। समिति विगत बैठक के पालन प्रतिवेदन से अवगत हुई। | कोई कार्यवाही अपेक्षित नहीं है। |
| 2 | वर्ष 2019-20 व 2020-21 में कराये गये कार्यों का प्रगति प्रतिवेदन प्रस्तुत किया गया। समिति द्वारा प्रगति प्रतिवेदन का अवलोकन किया गया एवं लक्ष्यों की प्राप्ति पर संतोष व्यक्त किया गया। | कोई कार्यवाही अपेक्षित नहीं है। |

एजेंडा क्रमांक 01

विगत बैठक दिनांक 27-05-2021 में लिये गये निर्णयों का पालन प्रतिवेदन

| क्रं | राज्य स्तरीय संचालन समिति द्वारा लिये गये निर्णयों का विवरण | की गई कार्यवाही/अपेक्षित कार्यवाही |
|------|--|------------------------------------|
| 3 | <p>ग्रीन इंडिया मिशन व वनमण्डलों हेतु निर्धारित लक्ष्य व प्रगति की समीक्षा।</p> <p>ग्रीन इंडिया मिशन के विभिन्न सबमिशन अंतर्गत, 18 वनमण्डलों के अनुमोदित ए.पी.ओ. में निर्धारित भौतिक एवं आर्थिक आबंटन एवं उपलब्धि समिति के समक्ष प्रस्तुत की गई। 31 मार्च, 2021 की स्थिति में वनमंडलवार संचयी लक्ष्य व उपलब्धि एवं अनुमोदित लक्ष्य के विरुद्ध प्रतिषत भौतिक एवं आर्थिक उपलब्धि की जानकारी भी समिति को दी गयी।</p> <p>समिति द्वारा प्रगति प्रतिवेदन का अवलोकन किया गया एवं विचार विमर्श कर लक्ष्यों की प्राप्ति पर संतोष व्यक्त किया गया।</p> | कोई कार्यवाही अपेक्षित नहीं है। |

एजेंडा क्रमांक 01

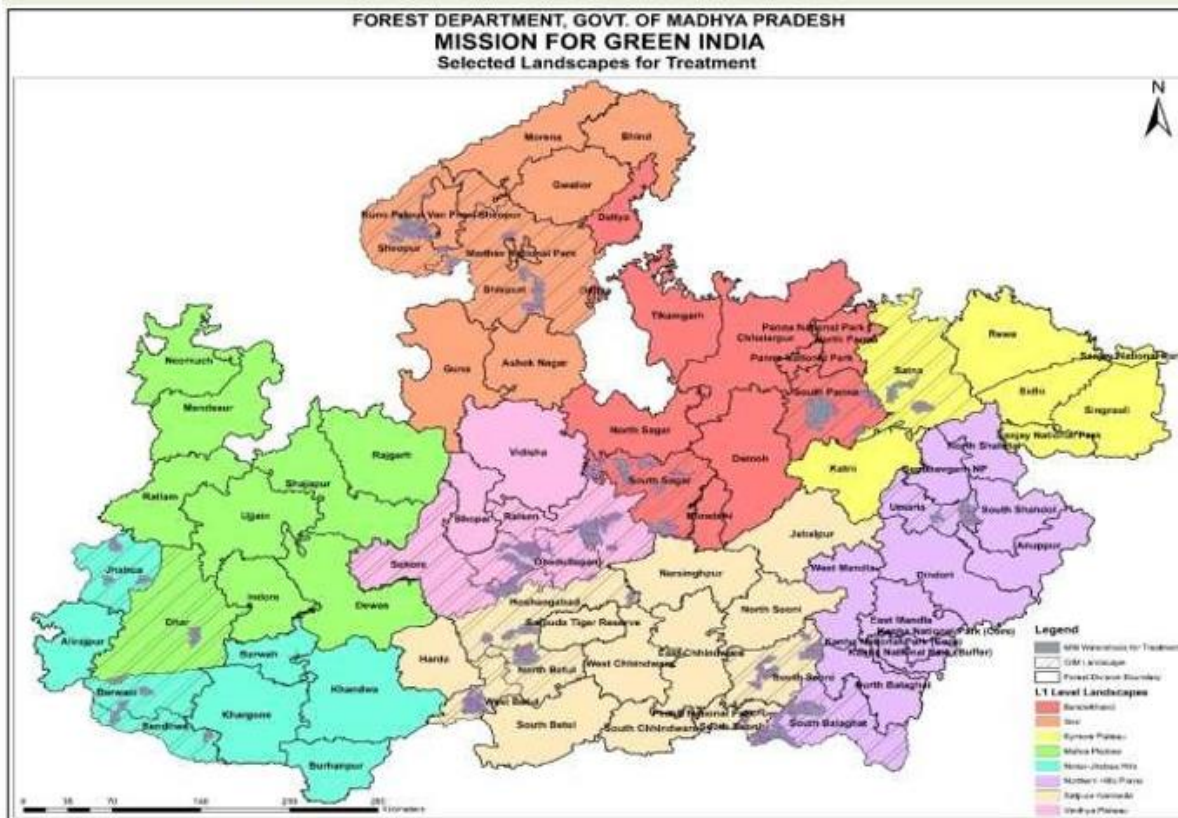
विगत बैठक दिनांक 27-05-2021 में लिये गये निर्णयों का पालन प्रतिवेदन

| क्रं | राज्य स्तरीय संचालन समिति द्वारा लिये गये निर्णयों का विवरण | की गई कार्यवाही/अपेक्षित कार्यवाही |
|------|---|---|
| 4 | <p>वर्ष 2021-22 हेतु तैयार किये गये ए.पी.ओ. अंतर्गत भौतिक लक्ष्य 28,122 हे. एवं आर्थिक लक्ष्य रुपये 5944.99 लाख का ए.पी.ओ. भारत सरकार को भेजने हेतु समिति द्वारा अनुमोदित किया गया।</p> | <ol style="list-style-type: none"> वर्ष 2021-22 हेतु भारत सरकार को ग्रीन इंडिया मिशन के पत्र क्र. 307 दिनांक 31/05/2021 के द्वारा 7850 हे. एडवांस वर्क, क्रिएशन 51 हे. एवं 20221 हे. रखरखाव कार्य हेतु राशि 5944.99 लाख रु. का ए.पी.ओ. प्रेषित किया गया था। भारत सरकार के पत्र क्र F.No. 9-12/2013-B IV दिनांक 02/09/2021 द्वारा 2259 हे. एडवांस वर्क, 51 हे. क्रिएशन एवं 20221 हे. रखरखाव हेतु राशि रुपये 2844 लाख की स्वीकृति प्राप्त हुई। अनुमोदित ए.पी.ओ. वर्ष 2020-21 के अंतर्गत पूर्व वर्ष की सपोर्ट एक्टिविटी की शेष राशि से 5000 हे. एडवांस वर्क की स्वीकृति प्राप्त हुई है। |

| क्रं | बैठक में कार्यकारी समिति द्वारा लिये गये निर्णय | की गई कार्यवाही/अपेक्षित कार्यवाही | | | | | | | | | | | | | | | |
|-----------|--|---|--|--|--|-------|----------------------|----------------------|--------|---------|--------|--------|-----------|---------|--------|--------|---|
| 5 | <p>खण्डवा वनमण्डल (हरसूद खालवा विकासखण्ड) एवं बुरहानपुर वनमण्डल (खकनार व बुरहानपुर विकासखण्ड) को ग्रीन इंडिया मिशन में शामिल किय जाना –</p> <table border="1" data-bbox="293 522 1193 853"> <thead> <tr> <th rowspan="2">वनमण्डल</th> <th colspan="2">ए.पी.ओ. 2021-22</th> <th>पंचवर्षीय योजना 2021-22 से 2025-26</th> </tr> <tr> <th>भौतिक</th> <th>वित्तीय (लाख रु.)</th> <th>वित्तीय (लाख रु.)</th> </tr> </thead> <tbody> <tr> <td>खण्डवा</td> <td>415 हे.</td> <td>193.62</td> <td>484.30</td> </tr> <tr> <td>बुरहानपुर</td> <td>350 हे.</td> <td>298.43</td> <td>756.86</td> </tr> </tbody> </table> | वनमण्डल | ए.पी.ओ. 2021-22 | | पंचवर्षीय योजना 2021-22 से 2025-26 | भौतिक | वित्तीय (लाख रु.) | वित्तीय (लाख रु.) | खण्डवा | 415 हे. | 193.62 | 484.30 | बुरहानपुर | 350 हे. | 298.43 | 756.86 | <p>ए.पी.ओ. अनुसार खण्डवा एवं बुरहानपुर वनमण्डल को ग्रीन इंडिया मिशन में सम्मिलित कर लिया गया है।</p> <p>कोई कार्यवाही अपेक्षित नहीं है।</p> |
| वनमण्डल | ए.पी.ओ. 2021-22 | | पंचवर्षीय योजना 2021-22 से 2025-26 | | | | | | | | | | | | | | |
| | भौतिक | वित्तीय (लाख रु.) | वित्तीय (लाख रु.) | | | | | | | | | | | | | | |
| खण्डवा | 415 हे. | 193.62 | 484.30 | | | | | | | | | | | | | | |
| बुरहानपुर | 350 हे. | 298.43 | 756.86 | | | | | | | | | | | | | | |
| 6 | <p>समस्त वृक्षारोपण क्षेत्र के सतत् अनुश्रवण की व्यवस्था में आधुनिकतम तकनीक का इस्तेमाल किया जाना।</p> | <p>वृक्षारोपण क्षेत्र के सतत् अनुश्रवण की व्यवस्था में प्लॉटेशन मॉनीटरिंग सिस्टम लागू किया गया है, जिससे अनुश्रवण का कार्य सतत रूप से किया जा रहा है।</p> | | | | | | | | | | | | | | | |

Landscape for GIM Madhya Pradesh

Landscapes selected for treatment under GIM



Legend

-  GIM Landscapes
-  Forest Division Boundar

L1 Landscapes

-  Bundelkhand
-  Gird
-  Kymore Plateau
-  Malwa Plateau
-  Nimar-Jhabua Hills
-  Northern Hills Plains
-  Satpura-Narmada
-  Vindhya Plateau

1. L1 landscapes : 8 (based on 11 agro-climatic zones)
2. L2 landscapes : 127 milli-w/s (20 forest divisions, 17 districts)
3. L3 landscapes : 745 micro-w/s
4. Treatment area
 - a) Landscape area: 7,45,350.75 ha
 - b) Forest area: 3,41,000 ha

10

Description of different level Landscapes

| Sl. No. | L1 Landscape | L2 Divisions | No. of milli watershed as L2 landscape | No. of micro watersheds as L3 landscape | Area (ha.) |
|--------------|--------------------|--------------|--|---|-------------------|
| 1 | Kymore plateau | Satna | 4 | 28 | 33,343.09 |
| 2 | Northern Hills | Umaria | 4 | 24 | 31,919.78 |
| | Plains | S. Balaghat | 12 | 71 | 74,703.37 |
| 3 | Satpura- Narmada | Hoshangabad | 5 | 30 | 33,355.73 |
| | | South Seoni | 11 | 67 | 75,028.40 |
| | | North Betul | 4 | 20 | 27,860.36 |
| | | W. Betul | 8 | 24 | 29,083.20 |
| 4 | Vindhya Plateau | Raisen | 10 | 67 | 51,000.26 |
| | | Obedullaganj | 10 | 57 | 51,350.07 |
| | | Sehore | 5 | 28 | 27,224.82 |
| 5 | Malwa Plateau | Dhar | 3 | 18 | 10,794.95 |
| 6 | Nimar-Jhabua Hills | Jhabua | 3 | 20 | 20,596.94 |
| | | Badwani | 3 | 21 | 18,218.11 |
| | | Sendhwa | 2 | 11 | 11,708.77 |
| | | Khandwa | 1 | 2 | 619.02 |
| | | Burhanpur | 4 | 8 | 9251.73 |
| 7 | Bundelkhand | South Sagar | 13 | 79 | 71,378.77 |
| | | S. Panna | 9 | 64 | 68,068.78 |
| 8 | Gird | Sheopur | 8 | 48 | 50,343.13 |
| | | Shivpuri | 8 | 58 | 49,501.00 |
| Total | | | 127 | 745 | 745,350.28 |

GIM in Madhya Pradesh

| Details | Plan for Madhya Pradesh as approved by National Executive Council | | Downsized approved APO | Approved APO | | |
|-----------------------|---|---------------|------------------------|--------------|--------------|--------------|
| | 2016-17 to 2021-22 | 2017-18 | | 2018-19 | 2019-20 | 2020-21 |
| Duration | 2016-17 to 2021-22 | 2017-18 | 2018-19 | 2019-20 | 2020-21 | 2021-22 |
| Outlay (Rs in Cr.) | 3,157.36 | 396.75 | 41.80 | 78.88 | 35.49 | 28.44 |
| Landscape No L1/L2/L3 | 8/122/735 | 8/122/735 | 8/33/79 | 8/33/79 | 8/33/79 | 8/35/82 |
| Area(ha) | 3,40,700 | 1,17,645 | 11,914 | 23,245 | 20,693 | 27,523 |
| Households | 1,14,185 | 33,167 | 3,317 | 2,750 | 0 | 2,678 |

Cumulative Target & Achievement

(2018-2022, as on 31-12-2021)

| Mission Target | | Target (as per APOs 2018-19, 2019-20, 2020-21, 2021-22) | | Achievement (2018-2022, as on 31-12-2021) | | Achievement as % of Mission Target | | Achievement as % of approved APO | |
|------------------|-------------------------|--|-------------------------|---|-------------------------|--|-----------|--|-----------|
| Physical (ha) | Financial (lakh Rs.) | Physical (ha) | Financial (lakh Rs.) | Physical (ha) | Financial (lakh Rs.) | Physical | Financial | Physical | Financial |
| 3,40,700 | 3,15,736 | 30,565 | 18,459.66 | 24,786 | 9639.69 | 7.27 % | 3.05 % | 81.09 % | 52.22 % |

Amount Rs 11,471.49 lakh has been received against Approved target of Rs 18,459.66 lakh

Green India Mission sanctioned APO , fund released from MOEF, fund Received from state and fund utilized in FY 2018-19, 2019-20, 2020-21, 2021-22 (in lakh Rs)

| year | sanctioned apo | released from MOEF | | | | | received from state | | | | Utilized | Remark |
|----------------|-----------------|---|------------|----------------|----------------|----------------|--------------------------|----------------|----------------|-----------------|----------------|---|
| | | Instalment | Date | Central share | State | Total | Date | Central | State | Total | | |
| 2018-19 | 4180.26 | 1 | 10-Sep-18 | 1022.5 | 681.664 | 1704.16 | 03.10.2018 | 1022.50 | 681.66 | 1704.16 | | |
| | | 2 | 30-Mar-19 | 1393.42 | 990.442 | 2383.86 | | | | | | Rs 2383.862(1393.422 central share, 990.44 state share)lakh could not transferred to sfda |
| Total | | | | 2415.92 | 1672.11 | 4088.02 | | 1022.5 | 681.664 | 1704.16 | 1626.04 | |
| 2019-20 | 7886.40 | Revalidation of balance for APO 2018-19 | 07.6.2019 | 1532.54 | 1021.69 | 2554.23 | 24.6.2019 to 22.02.2020 | 3092.97 | 2061.97 | 5154.94 | | Rs 2554.225 lakh revalidated for apo 2018-19 |
| | | 1 | 13.12.2019 | 3065.3 | 2298.15 | 5273.45 | | | | | | Rs 2600.712 lakh received for apo 2019-20(1st instalment) |
| Total | | | | 3065.3 | 2298.15 | 5273.45 | | 3092.97 | 2061.97 | 5154.94 | 3293.52 | |
| 2020-21 | 3549.00 | | | | | | 09.07.2020 to 19.01.2021 | 1573.03 | 1048.69 | 2621.72 | | Rs 2621.721lakh revalidated for apo 2019-20(1st instalment) on 26-06-2020 |
| Total | | | | | | | | 1573.03 | 1048.69 | 2621.72 | 3551.73 | No amount released for sanctioned APO of 2020-21 |
| 2021-22 | 2844.00 | 1 | 28.09.2021 | 1194.4 | 796.27 | 1990.67 | 05.10.2021 | 1194.40 | 796.27 | 1990.67 | | |
| Total | | | | 1194.4 | 796.27 | 1990.67 | | 1194.40 | 796.27 | 1990.67 | 1168.40 | 7th NEC approved balance afforestation activities and New Advance work of about 5000 hectares from the savings under Support activities |
| G.Total | 18459.66 | | | 6675.62 | 4766.53 | 11352.1 | | 6882.89 | 4588.59 | 11471.49 | 9639.69 | |

Progress for the year 2021-22

| APO FY 2021-22 & APO in lieu of 2020-21 | APO 2021-22 (2251 ha) | | In lieu of savings from APO 2020-21 | | Total Target | | Total Progress | |
|---|------------------------|----------------------|-------------------------------------|----------------------|---------------|----------------------|----------------|----------------------|
| | Physical (ha) | Financial (lakh Rs.) | Physical (ha) | Financial (lakh Rs.) | Physical (ha) | Financial (lakh Rs.) | Physical (ha) | Financial (lakh Rs.) |
| A: Afforestation activities | 22523 | 2694.62 | 5000 | 1514.64 | 27,523 | 4209.26 | 15,006 | 1111.04 |
| B: Support activities | - | 149.38 | - | 836.94 | - | 986.32 | - | 57.36 |
| Grand Total (A+B) | 22523 | 2844.00 | 5000 | 2351.58 | 27,523 | 5195.58 | 15,006 | 1168.40 |

एजेंडा क्र 04
प्रस्तावित ए.पी.ओ. वर्ष 2022-2023

| S. No | Sub Mission | Target | | | | |
|-------|---|----------------|-----------------|------------------|----------------------|----------------------------|
| | | Physical (Ha.) | | | Total Physical (Ha.) | Total Financial (Rs. Lakh) |
| | | Advance work | Plantation work | Maintenance work | | |
| 1 | Submission 1 (a) Moderately dense forest cover, but showing degradation | 2400 | 3570 | 9748 | 15718 | 1512.92 |
| 2 | Submission 1 (b)- Types A, B & C Eco-restoration of degraded forests | 1833 | 2448 | 6564 | 10845 | 2137.09 |
| 3 | Submission 1 (c) Restoration of grasslands | 585 | 783 | 1694 | 3062 | 767.62 |
| 4 | Submission 2 (f) Restoration of abandoned mining area | 07 | 10 | 37 | 54 | 30.53 |
| 5 | Submission 3 (a) Plantation in urban and peri urban areas | 35 | 65 | 161 | 261 | 161.92 |
| 6 | Submission 4 (a,b,c), Agro and social forestry | 140 | 407 | 1904 | 2453 | 366.29 |
| 7 | Submission 5 Restoration of wetlands | 0 | 0 | 20 | 20 | 2.58 |
| 8 | Promoting alternative fuel energy | 0 | 0 | 0 | 0 | 0 |
| | Total (Component A) | 5000 | 7283 | 20130 | 32413 | 4978.95 |
| | Total (Component B) | 0 | 0 | 0 | 0 | 1742.63 |
| | Grand Total (A+B) | 5000 | 7283 | 20130 | 32413 | 6721.58 |

Component B APO FY 2022-23

| SL. No | Component B (Breakup) | Target (Rs. Lakh) |
|--------|---|----------------------|
| 1 | Research (2% of A) | 99.58 |
| 2 | Publicity/Media/Outreach Activities (1% of A) | 49.79 |
| 3 | Monitoring and Evaluation (1% of A) | 49.79 |
| 4 | Livelihood Improvement Activities (17% of A) | 846.42 |
| 5 | Strengthening local level institutions (5 % of A) | 248.95 |
| 6 | Strengthening FDs (5 % of A) | 248.95 |
| 7 | Mission organization operation and maintenance, contingencies and overheads (4% A) | 199.16 |
| | Total (Component B) | 1742.63 |

अनुसन्धान परियोजनाओं की प्रगति

म.प्र. के वनों से प्राप्त ईको सिस्टम सेवाओं का मूल्यांकन



ग्रीन इंडिया मिशन

| Sl. No | Projects | Agency | Duration of Project (in months) | Project Cost (in lakh Rs.) | Disbursement status (in lakh Rs.) | Expenditure Status (in lakh Rs.) | Status |
|--------|--|--------------|---------------------------------|----------------------------|-----------------------------------|----------------------------------|--|
| 1 | Ecosystem Services Valuation and Accounting of MP Forest | IIFM, Bhopal | 12 | 84.44 | 20.00 | 10.69 | <ul style="list-style-type: none">• Formats for quantification of ecosystem services have been sent to all Divisions and data from them is awaited.• Data for quantification of ecosystem services that were obtainable from working plans has been extracted from 45 out of 62 divisions. Efforts are being made to obtain the remaining working plans from the respective divisions.• Project work given to 8 interns to obtain Ecosystem services valuation on selected services of a few divisions has been completed and draft reports will be submitted on 25th January 2022.• InVEST models have been preliminarily tested and input data for the models is being gathered. |

अनुसन्धान परियोजनाओं की प्रगति

मध्य प्रदेश राज्य जैव विविधता बोर्ड के प्रस्ताव की प्रगति



| Sl. No | Projects | Duration of Project (in months) | Project Cost (in lakh Rs.) | Amount Disbursed (in lakh Rs.) | Expenditure done till Dec, 2021 (in lakh Rs.) | Status as on 31 st Dec, 2021 |
|--------|--|---------------------------------|----------------------------|--------------------------------|---|--|
| 1 | M.P. State Biodiversity Board Proposal on upscaling biodiversity monitoring and capacity building activities across 18 divisions covered under GIM | 36 | 255.30 | 136.62 | 136.62 | <ul style="list-style-type: none"> Draft copy of Biodiversity Monitoring Protocol developed by IISER Kolkata. Funds disbursed to 16 forest divisions for range level training and capacity building of BMCs. Updation of 29 Janpad Panchayat & 37 Gram Panchayat Digital & Dynamic PBRs has been sanctioned. The updation of 05 Janpad and 08 Gram Panchayat Digital & Dynamic PBRs has been completed. Funds disbursed to 7 divisions for Training and capacity building workshop of local Community, traders and vaidhya. |

अनुसन्धान परियोजनाओं की प्रगति


| Projects | Agency | Duration of Project (in months) | Project Cost (in lakh Rs.) | Amount Disbursed (in lakh Rs.) | Expenditure done till Dec, 2021 (in lakh Rs.) | Status |
|---|--------|---------------------------------|----------------------------|--------------------------------|---|---|
| Developing Monitoring Framework (identification and estimation) for Hydrological Services of Forest landscape | IIFM | 18 + extension of 6 months | 20.00 | 16.00 | 12.68 | <ul style="list-style-type: none"> Draft Report Submitted. |

अनुसन्धान परियोजनाओं की प्रगति

| Projects | Agency | Duration of Project (in months) | Project Cost (in lakh Rs.) | Amount Disbursed (in lakh Rs.) | Expenditure done till Dec, 2021 (in lakh Rs.) | Status |
|---|------------------------------|------------------------------------|----------------------------|--------------------------------|---|--------------------------|
| जैव विविधता एवं आजीविका के अवसर से संबंधित विषय पर रिसर्च | Shivpuri Forest Division (T) | 12 Feb' 2020 To Feb' 2021 | 1.10 | 1.10 | 1.10 | Research Work completed. |

Thanks

22°12'38"N 77°45'16"E



Latitude: 22°12'38"
 Longitude: 77°45'16"
 Elevation: 456.51m
 Accuracy: 3.2m
 Time: 03-01-2019 14:12
 Note: rf183 GIM muda

January 2019

**Sub Mission 1 (a)
 Moderately Dense
 Forest Cover, but
 showing Degradation**

| | |
|-------------------------|------------------------------|
| Landscape | Satpura Narmada |
| Division | North Betul |
| Mili-watershed | 5D5A2j |
| Range | Shahpur |
| Compartment | RF 183 & 176 |
| Beat | West Mudha |
| JFMC | Muda & Kotha |
| Project Duration | 2018-19 to 2022-23 |
| Project Cost | 48.64 lakhs |
| Area | 335 hec. |
| Planting Year | 2019 |
| Plants Planted | 67000 |
| Species | Teak |
| Survival % | 93.00 % (as on October 2021) |

22°12'38"N 77°45'16"E



Latitude: 22°12'38"
 Longitude: 77°45'16"
 Elevation: 462.94±12 m
 Accuracy: 44.9 m
 Time: 07-28-2021 10:08
 Note: Green India mission plantaion Rf 183 and 176

July 2021



Latitude: 23°5'45"N
 Longitude: 77°46'29"E
 Elevation: 493.88m
 Accuracy: 1.7m
 GPSTime: 22-08-2019 08:36:51
 Note: 113 HACT

August 2019

Sub Mission 1 (b)
Type- A Eco-restoration of degraded open forest With plenty of root stock

| | |
|------------------|--------------------|
| Landscape | Vindhya Plateau |
| Division | Obedullahganj |
| Mili-watershed | 5D4A3p |
| Range | Chiklod |
| Compartment | 325 RF |
| Beat | Dungariya |
| JFMC | Dungariya |
| Project Duration | 2018-19 to 2022-23 |

| | |
|----------------|--|
| Project Cost | Rupees 20,39,424/- |
| Area | 113 ha |
| Planting Year | 2019 |
| Plants Planted | 13885 |
| Species | Bahera , Chirol , Mahua , Paraspeepal , Shisham , Teak |
| Survival % | 84.22 % (as on Oct 2021) |



Latitude: 23°5'45"N
 Longitude: 77°46'29"E
 Elevation: 485.99 m
 Accuracy: 3.2 m
 Time: 01-25-2022 16:20
 Note: GIM, 113

January 2022

Power

**Submission: 1b Type B:
Eco-restoration of
Degraded Open Forest
with limited Root Stock
and Open Blank**




May 2019

25°36'53"N 76°49'5"E

| | |
|------------------|-----------------------|
| Landscape | Gird |
| Division | Sheopur |
| Mili-watershed | 2D1B8t |
| Range | Sheopur |
| Compartment | 100 RF |
| Beat | Kalitalai |
| JFMC | Kalitalai |
| Project Duration | 2018-19 to 2022-23 |

| | |
|----------------|--|
| Project Cost | Rupees 38,11,658 /- |
| Area | 48.120 ha |
| Planting Year | 2019 |
| Plants Planted | 16000 |
| Species | Chirhol , Jungle Jalebi , Safed Siras/ Safed Shirish , Shisham |
| Survival % | 95.13 % (as on Oct 2021) |



December 2021

Powered by NoteCam



Latitude: 25°36'17"N
Longitude : 76°47'43"E
Elevation: 305.45 M
Accuracy : 3.9 M
Time : 17.05.2019 10:56
Not :- GIM RF 100 Area 19.129

25°36'18"N 76°47'42"E

May 2019

**Sub Mission 1 (b)
Type-C
Eco-restoration of
Degraded Open
Forest of largely
open areas with
sparse undergrowth**

| | |
|------------------|--------------------|
| Landscape | Gird |
| Division | Sheopur |
| Mili-watershed | 2D1B8t |
| Range | Sheopur |
| Compartment | 100 RF |
| Beat | Kalitalai |
| JFMC | Kalitalai |
| Project Duration | 2018-19 to 2022-23 |

| | |
|-----------------------|---|
| Project Cost | Rupees 25,25,028 /- |
| Area | 19.12 ha |
| Planting Year | 2019 |
| Plants Planted | 11500 |
| Species | Aaonla , Bamboo , Chirol , Jungle Jalebi , Khair , Shisham |
| Survival % | 95.67 % (as on Oct 2021) |



25°36'18"N 76°47'42"E

Latitude: 25°36'18"N
Longitude: 76°47'42"E
Elevation: 277.44±8 m
Accuracy: 9.4 m
Time: 09-20-2021 17:12
Note: rf100 kalitalai 19.129



September 2021

Sub Mission 3 Plantation in Urban & Peri Urban areas



4°16'6"
80°43'47"
350.51±79 m
2.5 m
5-2021 15:17
20 hctr 2019 maihar beat

24°16'8"N 80° 43'34"E



23 May 2021

माँ शारदा देवी वनमैहर

ग्रीन इंडिया मिशन म.प्र. सिटी फॉरेस्ट मैहर

मध्य प्रदेश शासन
वन विभाग
CITY FOREST (सिटी फॉरेस्ट)
वन विभाग मैहर

GIM Periurban, Com. No. P824, 6 hec.
GPS N 21°47'08.25" S 80°01'54.31"

Sub Mission 3 Plantation in Urban & Peri Urban areas

| | |
|------------------|-----------------------|
| Landscape | Northern hills plains |
| Division | South Balaghat |
| Mili-watershed | 4E5G5m |
| Range | Waraseoni |
| Compartment | RF 824 |
| Beat | Khapa |
| JFMC | Bagholi |
| Scheme | GIM |
| Project Duration | 2018-2022 |

June 2019

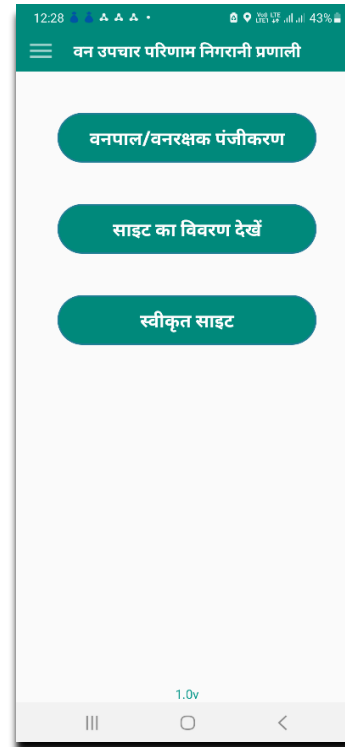

21°47'24.08"N 80° 1'56.87"E

| | |
|----------------|---|
| Project Cost | 6.57 lakhs |
| Area | 6 ha |
| Planting Year | 2019 |
| Plants Planted | 3750 |
| Species | Gulmohar, Putranjiwa, Jamun, Aaonla, Banyan, Peltafarm, Imli, Paraspeepal, Gular, Karanj, Harra, Neem, Peepal |
| Survival % | 98.40 (as on Oct 2021) |



Plantation Monitoring System Mobile App:

For improving online monitoring and reducing effort on field survey, one mobile App has been developed for plantation and Natural regeneration survey and integrated with our existing plantation monitoring system, which is completed and deployed on the forest server and ready to work. It will automate the fieldwork and reduce manual effort.



Division Wise Improved fuelwood-use efficiency & alternative energy devices by adopted by the HHs



| Divisions | Type of Energy Saving Devices | | | | | | Total |
|-----------------------|-------------------------------|-----------------|---------------------|-----------------------------------|--------------------------|--------------------|--------------|
| | Solar Cooker | Pressure Cooker | Solar <u>Lanten</u> | Bio-digester/ Community Biogas | Biomass based cook stove | Electric Induction | |
| Satna | 19 | | | | | | 19 |
| <u>Umaria</u> | | | | | | | 0 |
| <u>South Balaohat</u> | 176 | | | | | | 176 |
| Hoshangabad | | | | 1 | | | 1 |
| <u>South Seoni</u> | | 275 | | | | | 275 |
| North Betul | | 300 | | | | 300 | 600 |
| West Betul | | 375 | 114 | | | | 489 |
| <u>Raisen</u> | 140 | | | | | | 140 |
| <u>Obaidullaqani</u> | | 485 | | | | 483 | 968 |
| <u>Sehore</u> | | | | | | | 0 |
| Dhar | | | | | | | 0 |
| <u>Jhabua</u> | | 123 | | | | | 123 |
| <u>Barwani</u> | | 493 | | | | | 493 |
| <u>Sendhwa</u> | 68 | | | | | | 68 |
| South Sagar | | | 30 | 17 | 333 | 112 | 492 |
| South Panna | | 600 | | | | | 600 |
| <u>Sheopur</u> | | 174 | | | | | 174 |
| Shivpuri | | | | | | | 0 |
| Total | 403 | 2,825 | 144 | 18 | 333 | 895 | 4,618 |

Livelihood Improvement Activities (Forestry Based)

| Sl.No | Livelihood/Skill Development activities | Expenditure in Rs. | No. of Person trained | No. of Person Employed | Divisions |
|--------------|---|--------------------|-----------------------|------------------------|--|
| 1 | Mahua collection using nets | 18,90,957 | 626 | 626 | Hoshangabad, Satna, Sehore, N. Betul, W. Betul |
| 2 | Bee Keeping & Honey Collection | 10,79,400 | 248 | 248 | Hoshangabad, Umaria, S. Panna, Sheopur, Shivpuri |
| 3 | Vermicompost | 40,31,357 | 410 | 410 | N. Betul, Hoshangabad, Raisedn, S. Balaghat, Satna, Umaria, S. Panna, Shivpuri, Sehore |
| 4 | Agarbatti Making | 13,22,281 | 65 | 65 | Satna, Sheopur |
| 5 | Bamboo crafts | 7,00,000 | 60 | 60 | Satna |
| 6 | Mushroom cultivation | 75,000 | 108 | 108 | Hoshangabad, Umaria, West Betul |
| 7 | Herbal colour making | 72,281 | 30 | 30 | Sheopur |
| 8 | Lac article making | 2,00,000 | 20 | 20 | S. Balaghat |
| Total | | 93,71,276 | 1,567 | 1,567 | |

Livelihood Improvement Activities (Non Forest Based)

| Sl.No | Livelihood/Skill Development activities | Expenditure in Rs. | No. of Person trained | No. of Person Employed | Divisions |
|--------------------|---|--------------------|-----------------------|------------------------|--|
| 1 | Sewing & Tailoring | 17,71,752 | 1018 | 1018 | N. Betul, W. Betul, Hoshangabad, Jhabua, Obaidullaganj, Raisen, Sendhwa, S. Balaghat, Umaria, S. Panna, S. Sagar, Sehore, S. Seoni |
| 2 | Computer | 4,02,600 | 151 | 135 | N.Betul, W. Betul, Hoshangabad, Jhabua, Raisen, Sendhwa |
| 3 | Dona Pattal making (Paper) | 4,68,700 | 68 | 62 | S. Sagar, Sehore |
| 4 | Sanitary Napkin making | 2,74,843 | 12 | 12 | N. Betul |
| 5 | Pisiculture (fish farming) | 1,00,000 | 201 | 201 | S. Seoni, Satna, Sehore, N. Betul, W. Betul |
| 6 | Poultry | 9,000 | 117 | 57 | Hoshangabad, S. Seoni, Umaria, Sehore |
| 7 | Light motor vehicle driving | 6,77,600 | 77 | 77 | Jhabua, Sehore, N. Betul, Barwani |
| 8 | Security Guard (Unarmed) | 17,65,000 | 208 | 188 | N. Betul, Sehore, Barwani, Sendhwa |
| 9 | Electrician & motor winding (Assistant Electrician) | 10,20,000 | 102 | 89 | N. Betul, W. Betul, Hoshangabad, Barwani, S. Balaghat |
| 10 | Other Skill development activities (Beauty Parlour/ Soft toy making/ Embroidery/ Soap making/ Mason training) | 4,84,155 | 506 | 73 | Dhar, S. Panna |
| Total | | 69,73,650 | 2,460 | 1,912 | |
| Grand Total | | 1,63,44,926 | 4,027 | 3,479 | |

Livelihood Improvement Activities

Skill Development - Sewing & Tailoring



| National Skills Qualifications Framework (NSQF Course) | Apparel made-up and home furnishing sector AMH/Q0301 |
|--|--|
| Persons trained | 1018 |
| Project Cost | Rs. 17,71,752 /- |
| Person Employed | 1018 |
| Employment type | Self Employment and Jobs |
| Average Income | Rs. 3000-4000 /- per month |
| Placement | 18 , Shahi Export Pvt Ltd, Bengaluru Salary - 9000/- per month (West Betul and South Seoni) |



Component B- Livelihood Improvement Activities Skill Development – Electrician & Motor Winding Trng



| National Skills Qualifications Framework (NSQF Course) | Helper/ Assistant Electrician CON/ Q601 |
|--|--|
| Persons trained | 102 |
| Project Cost | Rs. 10,20,000/- |
| Person Employed | 89 |
| Employment type | Self Employment and Jobs |
| Average Income | Salary Rs. 8000-10000 /- pm , own business Rs. 2500-3000 /- pm |
| Employment Opportunities | <ul style="list-style-type: none"> i. Panchayat under Pradhan Mantri Aawas Yojana ii. Local NGOs- Assistant Trainer, Monthly salary- Rs.6000/- iii. Industries – Vardhman Fabric Budhni- 2 trainees, Stipend Rs. 7018/- pm can be revised to Rs. 10,450/- after six months. |

भारत की आज़ादी का अमृत महोत्सव : ग्रीन इंडिया मिशन

| Sl. No | Date | Theme/Subject | Duration of training Program | Skill Development Activity | Total number of Person Trained | Division |
|--------------|------------|---|------------------------------|---|--------------------------------|-------------|
| 1 | 12.03.2021 | Skill Development of rural Youth CON/Q601 - Level 2 | 45 | Assistant/Helper Electrician and Motor Winding | 35 | Hoshangabad |
| 2 | 01.04.2021 | Skill Development of rural Youth SSC/Q2212 | 60 | Data Entry Operator (Computer Operator) | 30 | West Betul |
| 3 | 11.08.2021 | Skill Development of rural Youth NSQF ASC/Q1411 Level - 4 | 45 | Automobile Technician-Two Wheeler Service Assistant | 20 | South Sagar |
| 4 | 30.08.2021 | Skill Development of rural Youth ASC/Q1411 Level-4 | 45 | Automobile Technician-Two Wheeler Service Assistant | 25 | Sehore |
| 5 | 30.08.2021 | Skill Development of rural Youth CON/Q601 - Level 2 | 45 | Assistant/Helper Electrician and Motor Winding | 30 | Sehore |
| 6 | 24.09.2021 | Skill Development of rural Youth AMH/Q0301-Level 4 | 60 | Apparel - Sewing Machine Operator & Beauty Parlor | 55 | West Betul |
| Total | | | | | 195 | |

Skill Development Training Program

“आज़ादी का अमृत महोत्सव”



Assistant Electrician



Stitching & tailoring



Data Entry Operator



Automobile Repair

Division wise Progress of Target and Achievement (Physical & Financial) As on 31 December 2021

| Sl. No. | Division | Physical target (ha.) | Physical Achievement (ha.) | Percent achievement (Physical) | Financial Target (lakh Rs.) | Financial Achievement (lakh Rs.) | Percent achievement (Financial) | Fund allotted (lakh Rs.) | Disbursement till 28.02.22 | Achievement against funds allotted (Percent) |
|---------|--------------|-----------------------|----------------------------|--------------------------------|-----------------------------|----------------------------------|---------------------------------|--------------------------|----------------------------|--|
| 1 | S. Balaghat | 1734 | 568 | 32.76 | 173.23 | 32.61 | 18.82 | 51.24 | 36.45 | 71.14 |
| 2 | N. Betul | 1002 | 63.90 | 6.38 | 187.14 | 58.79 | 31.41 | 105.3 | 77.88 | 73.98 |
| 3 | Raisen | 2577 | 1382 | 53.63 | 388.22 | 103.72 | 26.72 | 163.6 | 132.81 | 81.19 |
| 4 | W. betul | 1175 | 1156 | 98.38 | 94.8 | 33.10 | 34.92 | 28.49 | 21.27 | 74.66 |
| 5 | Sehore | 576 | 341 | 59.20 | 65.35 | 18.71 | 28.63 | 19.95 | 0.98 | 4.91 |
| 6 | Obaidullagan | 2458 | 2458 | 100.00 | 306.73 | 72.95 | 23.78 | 89.95 | 59.37 | 66.00 |
| 7 | Hoshangabad | 2051 | 1700 | 82.89 | 315.62 | 131.96 | 41.81 | 142.5 | 130.01 | 91.22 |
| 8 | S. Panna | 2184 | 1927 | 88.23 | 425.72 | 154.89 | 36.38 | 124.5 | 122.23 | 98.21 |
| 9 | Sheopur | 3297 | 2178 | 66.06 | 685.71 | 124.33 | 18.13 | 254.1 | 195.39 | 76.90 |
| 10 | Shivpuri | 2583 | 120 | 4.65 | 526.94 | 179.53 | 34.07 | 253.8 | 252.78 | 99.59 |
| 11 | Umaria | 1139 | 1128 | 99.03 | 104.31 | 47.02 | 45.08 | 56.25 | 17.22 | 30.61 |

Division wise Progress of Target and Achievement (Physical & Financial) As on 31st December 2021

| Sl. No. | Division | Physical target (ha.) | Physical Achievement (ha.) | Percent achievement (Physical) | Financial Target (lakh Rs.) | Financial Achievement (lakh Rs.) | Percent achievement (Financial) | Fund allotted to FDA (lakh Rs.) | Disbursement till 28.02.22 | Achievement against funds allotted (Percent) |
|--------------------------------|-----------|-----------------------|----------------------------|--------------------------------|-----------------------------|----------------------------------|---------------------------------|---------------------------------|----------------------------|--|
| 12 | Satna | 1592 | 0 | 0.00 | 301.83 | 89.80 | 29.75 | 138.5 | 92.76 | 66.96 |
| 13 | S. Seoni | 1340 | 309.60 | 23.10 | 148.68 | 2.63 | 1.77 | 44.09 | 1.76 | 3.99 |
| 14 | S. Sagar | 1130 | 831 | 73.54 | 177.94 | 29.18 | 16.40 | 52.60 | 17.48 | 33.23 |
| 15 | Dhar | 624 | 9 | 1.44 | 148.68 | 17.87 | 12.02 | 69.41 | 38.45 | 55.40 |
| 16 | Jhabua | 709 | 213 | 30.04 | 289.82 | 26.12 | 9.01 | 85.05 | 15.42 | 18.13 |
| 17 | Sendhwa | 201 | 122 | 60.70 | 46.19 | 1.03 | 2.23 | 14.40 | 1.62 | 11.25 |
| 18 | Barwani | 563 | 349 | 61.99 | 142.37 | 24.92 | 17.50 | 42.29 | 29.81 | 70.49 |
| 19 | Khandwa | 290 | 150 | 51.72 | 121.73 | 16.94 | 13.92 | 55.30 | 17.25 | 31.19 |
| 20 | Burhanpur | 315 | 0 | 0.00 | 233.65 | 0.00 | 0.00 | 87.76 | 45.31 | 51.63 |
| Total Divisions | | 27540 | 15006 | 54.49 | 4884.7 | 1166.10 | 23.87 | 1879 | 1306.25 | 69.52 |
| Head office Expenditure | | | | | | 2.30 | | | 90.48 | |
| Grand Total | | 27540 | 15006 | 54.49 | 4884.66 | 1168.40 | 23.92 | 1879 | 1396.73 | 74.33 |